


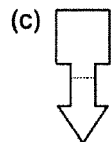
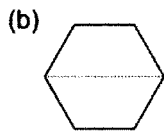
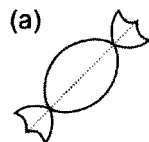
Time: 10 Minutes

Paper Math 4

Total Marks: 10

6th Month, 2nd Week, 3rd Day | Syllabus: Unit 6: Exercise No. 5 Complete

Q.No.1. Mark the figures where you can see line of symmetry: (10)
سوال نمبر 1: اُس شکل کی نشاندہی کریں جہاں آپ کو سمٹری کی لائن نظر آتی ہے:




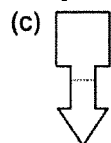
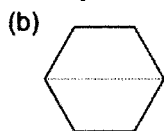
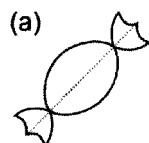
Time: 10 Minutes

Paper Math 4

Total Marks: 10

6th Month, 2nd Week, 3rd Day | Syllabus: Unit 6: Exercise No. 5 Complete

Q.No.1. Mark the figures where you can see line of symmetry: (10)
سوال نمبر 1: اُس شکل کی نشاندہی کریں جہاں آپ کو سمٹری کی لائن نظر آتی ہے:




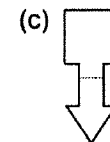
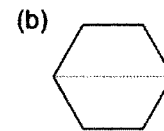
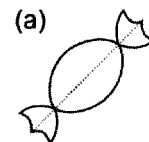
Time: 10 Minutes

Paper Math 4

Total Marks: 10

6th Month, 2nd Week, 3rd Day | Syllabus: Unit 6: Exercise No. 5 Complete

Q.No.1. Mark the figures where you can see line of symmetry: (10)
سوال نمبر 1: اُس شکل کی نشاندہی کریں جہاں آپ کو سمٹری کی لائن نظر آتی ہے:



Time: 10 Minutes

Paper Math 4

Total Marks: 10

6th Month, 2nd Week, 3rd Day | Syllabus: Unit 6: Exercise No. 5 Complete

Q.No.1. Mark the figures where you can see line of symmetry: (10)
سوال نمبر 1: اُس شکل کی نشاندہی کریں جہاں آپ کو سمٹری کی لائن نظر آتی ہے:

